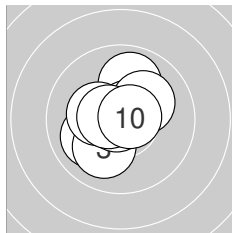
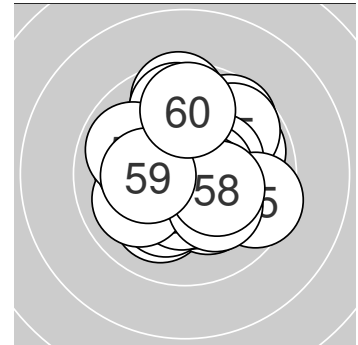


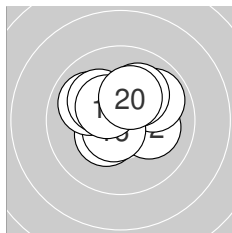
Ergebnis: **618.6** (590)
 Serien: 104.2 102.6 103.8 103.5 103.0 101.5
 Zähler: 50 10 0 0 0 0 0 0 0 0
 Innenezehner: 41
 Weitestе: 353 (55.), 352 (22.), 319 (44.)
 beste Teiler: 12.0 (4.), 19.0 (43.), 26.0 (30.)
 Trefferlage: 0.09 mm rechts, 0.31 mm hoch
 Streuwert: 1.29, horizontal: 1.33, vertikal: 1.24



Serie 1: 104.2 (99)

9.9 ↑	10.0 ↙	10.1 ↘	10.9* ↑	10.8* ↖
10.7* ↗	10.3* ↖	10.2* ↗	10.6* ↖	10.7* ↗

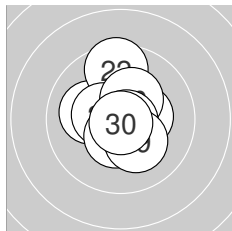
beste Teiler: 12.0 (4.), 28.6 (5.), 67.4 (10.)
 Trefferlage: 0.24 mm links, 0.18 mm hoch
 Streuwert: 1.17, horizontal: 1.14, vertikal: 1.19



Serie 2: 102.6 (99)

10.4* ↙	10.1 →	10.7* ↘	9.9 ↗	10.1 ↗
10.6* ↙	10.0 ↖	10.1 ↖	10.4* ↖	10.3* ↗

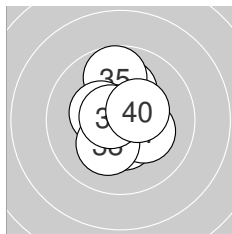
beste Teiler: 64.6 (13.), 84.0 (16.), 135.0 (19.)
 Trefferlage: 0.04 mm links, 0.65 mm hoch
 Streuwert: 1.30, horizontal: 1.52, vertikal: 1.03



Serie 3: 103.8 (99)

10.1 ↖	9.5 ↑	10.8* ↓	10.4* ↖	10.4* →
10.3* ↗	10.8* ↘	10.5* ↓	10.2* ↘	10.8* ↓

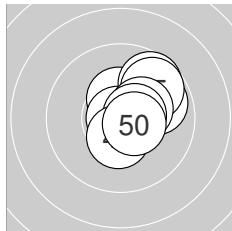
beste Teiler: 26.0 (30.), 39.2 (23.), 44.7 (27.)
 Trefferlage: 0.01 mm links, 0.23 mm hoch
 Streuwert: 1.26, horizontal: 1.07, vertikal: 1.42



Serie 4: 103.5 (99)

10.7* →	10.4* ↓	10.7* ↗	10.1 ↑	9.7 ↑
10.4* ↖	10.2* ↘	10.2* ↙	10.7* ↖	10.4* ↗

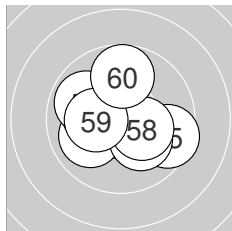
beste Teiler: 62.6 (33.), 73.0 (39.), 74.9 (31.)
 Trefferlage: 0.13 mm rechts, 0.29 mm hoch
 Streuwert: 1.21, horizontal: 0.96, vertikal: 1.42



Serie 5: 103.0 (97)

10.4* ↑	9.9 ↗	10.9* ↖	9.7 ↗	9.7 ↗
10.6* ↘	10.3* ↗	10.6* →	10.4* ↓	10.5* ↘

beste Teiler: 19.0 (43.), 98.7 (46.), 100.8 (48.)
 Trefferlage: 1.06 mm rechts, 0.56 mm hoch
 Streuwert: 1.09, horizontal: 1.01, vertikal: 1.17



Serie 6: 101.5 (97)

10.6* ↙	10.0 ↙	10.8* ↖	10.2* ↖	9.5 →
9.9 ↖	10.2* ↘	10.3* ↘	10.3* ↖	9.7 ↑

beste Teiler: 43.0 (53.), 84.8 (51.), 165.1 (58.)
 Trefferlage: 0.29 mm links, 0.03 mm tief
 Streuwert: 1.64, horizontal: 1.90, vertikal: 1.34

