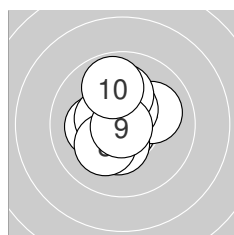
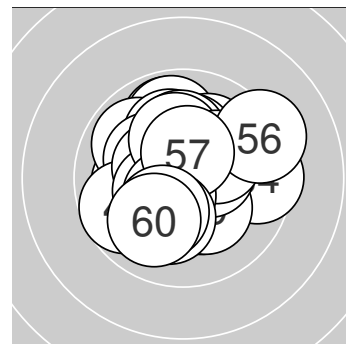


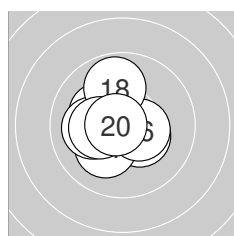
Ergebnis: **620.9** (594)
 Serien: 103.5 103.7 103.5 104.7 103.7 101.8
 Zähler: 54 6 0 0 0 0 0 0 0 0
 Innenzehner: 46
 Weitestе: 421 (56.), 358 (34.), 309 (45.)
 beste Teiler: 14.2 (33.), 20.1 (9.), 20.2 (35.)
 Trefferlage: 0.26 mm links, 0.16 mm hoch
 Streuwert: 1.22, horizontal: 1.24, vertikal: 1.19



Serie 1: 103.5 (99)

10.8* ↓	10.2* ←	10.4* ←	10.1 →	10.4* ↓
10.5* ↑	10.1 ↑	10.2* ↗	10.9* ↘	9.9 ↑

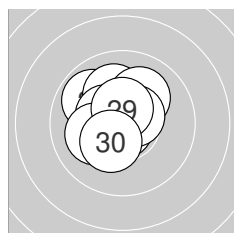
beste Teiler: 20.1 (9.), 49.4 (1.), 111.6 (6.)
 Trefferlage: 0.30 mm links, 0.33 mm hoch
 Streuwert: 1.24, horizontal: 1.11, vertikal: 1.37



Serie 2: 103.7 (99)

10.5* ↖	10.2* ↖	10.4* ↘	10.2* ↘	10.8* ↖
10.5* →	10.1 ←	9.9 ↑	10.3* ←	10.8* ←

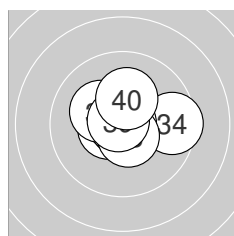
beste Teiler: 46.0 (15.), 49.0 (20.), 107.7 (11.)
 Trefferlage: 0.65 mm links, 0.13 mm hoch
 Streuwert: 1.14, horizontal: 1.15, vertikal: 1.12



Serie 3: 103.5 (99)

10.7* ↗	9.9 ↖	10.1 ↑	10.4* ↖	10.8* ↓
10.1 ↗	10.1 ←	10.6* ↗	10.5* ↑	10.3* ↘

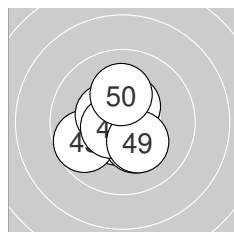
beste Teiler: 32.2 (25.), 75.8 (21.), 95.9 (28.)
 Trefferlage: 0.54 mm links, 0.48 mm hoch
 Streuwert: 1.12, horizontal: 1.08, vertikal: 1.16



Serie 4: 104.7 (99)

10.3* ↑	10.5* ←	10.9* ↘	9.5 →	10.9* →
10.8* ↖	10.2* ↖	10.6* ↓	10.8* ↖	10.2* ↑

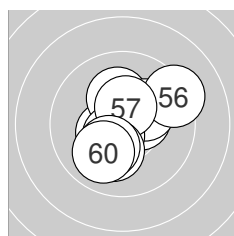
beste Teiler: 14.2 (33.), 20.2 (35.), 31.9 (36.)
 Trefferlage: 0.13 mm rechts, 0.34 mm hoch
 Streuwert: 1.13, horizontal: 1.36, vertikal: 0.84



Serie 5: 103.7 (99)

10.8* ↓	10.4* ←	10.5* ↑	10.6* ↘	9.7 ↖
10.3* ↓	10.4* ↖	10.6* ←	10.2* ↓	10.2* ↑

beste Teiler: 36.2 (41.), 88.1 (48.), 96.1 (44.)
 Trefferlage: 0.38 mm links, 0.25 mm tief
 Streuwert: 1.16, horizontal: 1.16, vertikal: 1.16



Serie 6: 101.8 (99)

10.4* ↖	10.2* ↑	10.4* →	10.2* ↗	10.5* ↘
9.3 ↗	10.5* ↑	10.1 ↓	10.2* ↘	10.0 ↘

beste Teiler: 106.8 (55.), 125.9 (57.), 127.8 (53.)
 Trefferlage: 0.15 mm rechts, 0.05 mm tief
 Streuwert: 1.57, horizontal: 1.59, vertikal: 1.55

