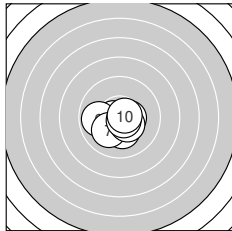
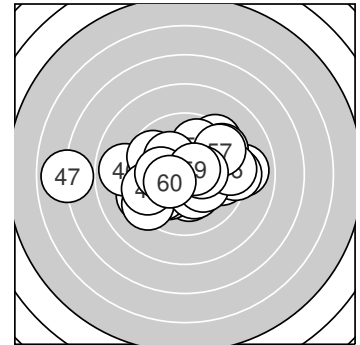


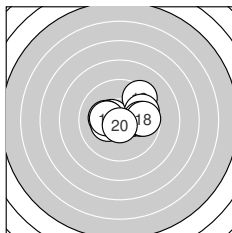
Ergebnis: **600.3** (571)
 Serien: 104.2 101.1 98.3 100.0 95.3 101.4
 Zähler: 35 23 1 0 1 0 0 0 0 0
 Innenezehner: 30
 Weitestе: 1011 (47.), 516 (46.), 497 (21.)
 beste Teiler: 65.6 (9.), 66.0 (20.), 68.3 (10.)
 Trefferlage: 0.09 mm links, 0.02 mm hoch
 Streuwert: 2.01, horizontal: 2.63, vertikal: 1.08



Serie 1: 104.2 (99)

10.5* ↙	10.6* ←	10.2* ↓	10.6* ↘	10.5* →
9.9 ←	10.1 ↗	10.4* ↘	10.7* ↘	10.7* →

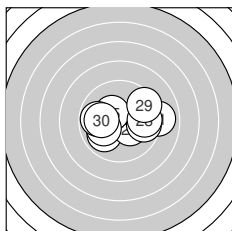
beste Teiler: 65.6 (9.), 68.3 (10.), 81.8 (2.)
 Trefferlage: 0.12 mm links, 0.66 mm tief
 Streuwert: 0.99, horizontal: 1.23, vertikal: 0.67



Serie 2: 101.1 (96)

10.4* →	10.5* ↖	9.4 ↗	9.7 →	10.2* ←
10.3* ←	9.9 →	9.7 →	10.3* ←	10.7* ↓

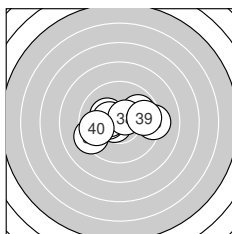
beste Teiler: 66.0 (20.), 111.2 (12.), 138.4 (11.)
 Trefferlage: 0.66 mm rechts, 0.42 mm hoch
 Streuwert: 1.61, horizontal: 2.06, vertikal: 0.98



Serie 3: 98.3 (94)

9.0 →	9.9 ↗	10.3* ↘	9.7 →	10.4* ↖
10.1 ←	9.8 ←	9.7 →	9.4 ↗	10.0 ←

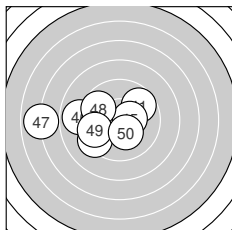
beste Teiler: 146.4 (25.), 162.5 (23.), 224.1 (26.)
 Trefferlage: 0.56 mm rechts, 0.01 mm hoch
 Streuwert: 2.19, horizontal: 2.90, vertikal: 1.08



Serie 4: 100.0 (95)

10.6* ↙	10.4* ←	10.2* ↖	10.4* ←	9.3 ↖
9.2 →	9.9 ↗	10.6* ↗	9.7 →	9.7 ←

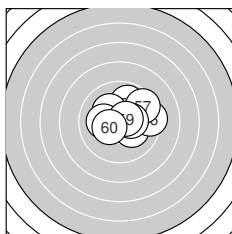
beste Teiler: 76.0 (31.), 93.7 (38.), 134.2 (34.)
 Trefferlage: 0.10 mm links, 0.07 mm hoch
 Streuwert: 1.99, horizontal: 2.66, vertikal: 0.90



Serie 5: 95.3 (90)

9.7 ↗	10.6* ↓	10.0 ←	9.3 ↖	10.4* →
8.9 ←	6.9 ←	9.7 ↖	9.6 ←	10.2* ↘

beste Teiler: 78.5 (42.), 133.0 (45.), 177.0 (50.)
 Trefferlage: 2.18 mm links, 0.21 mm tief
 Streuwert: 2.78, horizontal: 3.69, vertikal: 1.36



Serie 6: 101.4 (97)

9.9 ↗	10.2* ↖	10.7* ←	10.1 ←	10.2* ↘
9.4 →	9.5 ↗	10.4* →	10.6* ↗	10.4* ↖

beste Teiler: 74.3 (53.), 89.4 (59.), 146.2 (60.)
 Trefferlage: 0.63 mm rechts, 0.50 mm hoch
 Streuwert: 1.60, horizontal: 1.95, vertikal: 1.14

